

# DIGITAL PUBLIC

# HUMANITIES

# OPEN

# CULTURE

# RETI SOCIALI

ASSOCIAZIONE per  
l'INFORMATICA UMANISTICA  
e la CULTURA DIGITALE



# AIUCD 2021

**AIUCD 2021 - DH per la società: e-guaglianza, partecipazione, diritti e valori nell'era digitale.**

Raccolta degli abstract estesi della 10<sup>o</sup> conferenza nazionale

**AIUCD 2021 - DHs for society: e-quality, participation, rights and values in the Digital Age.**

Book of extended abstracts of the 10<sup>th</sup> national conference

# TECH

# ECONOMY

# E-PARTICIPATION

# TECNOLOGIE

# ASSISTIVE



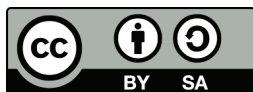
ISBN: 9788894253559

Copyright ©2021 AIUCD  
Associazione per l'Informatica Umanistica e la Cultura Digitale



Il presente volume e tutti i contributi sono rilasciati sotto licenza  
Creative Commons Attribution Share-Alike 4.0 International license ([CC-BY-SA 4.0](https://creativecommons.org/licenses/by-sa/4.0/)).  
Ogni altro diritto rimane in capo ai singoli autori.

This volume and all contributions are released under the  
Creative Commons Attribution Share-Alike 4.0 International license ([CC-BY-SA 4.0](https://creativecommons.org/licenses/by-sa/4.0/)).  
All other rights retained by the legal owners.



Federico Boschetti, Angelo Mario Del Grosso, Enrica Salvatori (edd.), *AIUCD 2021 - DH per la società: e-guaglianza, partecipazione, diritti e valori nell'era digitale. Raccolta degli abstract estesi della 10ª conferenza nazionale*, Pisa, 2021.  
Federico Boschetti, Angelo Mario Del Grosso, Enrica Salvatori (edd.), *AIUCD 2021 - DHs for society: e-quality, participation, rights and values in the Digital Age. Book of extended abstracts of the 10th national conference*, Pisa, 2021.

Immagine di copertina | cover image: Chiara Mannari, Università di Pisa.  
Editing: Mario Valori  
Gestione bibliografica | Bibliographic standardization: Gaia Sitri

Ogni link citato era attivo al 14 gennaio 2021, salvo ove diversamente indicato.  
All links have been visited on 19th January 2021, unless otherwise indicated

Si prega di notificare all'editore ogni omissione o errore si riscontri, al fine di provvedere alla rettifica.  
Please notify the publisher of any omissions or errors found, in order to rectify them.  
**aiucd.segreteria [at] aiucd.org**

Gli abstract estesi pubblicati in questo volume hanno ottenuto il parere favorevole da parte di valutatori esperti della materia, attraverso un processo di revisione anonima mediante double-blind peer review sotto la responsabilità del Comitato Scientifico di AIUCD 2021.

All the extended abstracts published in this volume have received favourable reviews by experts in the field of DH, through an anonymous double-blind peer review process under the responsibility of the AIUCD 2021 Scientific Committee.

Il programma della conferenza AIUCD è disponibile online  
The AIUCD 2021 conference program is available online  
<https://aiucd2021.labcd.unipi.it/>

### **Comitato di programma - Programme committee**

Enrica Salvatori (UNIFI – LabCD – AIUCD) Conference Chair  
Angelo Mario Del Grosso (CNR-ILC – AIUCD ) Conference co-Chair  
Vittore Casarosa (CNR-ISTI)  
Francesca Frontini (CNR-ILC – CLARIN-ERIC)  
Monica Monachini (CNR-ILC – CLARIN-IT)  
Gianluca Miniaci (UNIFI)  
Angelica M. Puddu (UNIFI – KRINO)  
Maria Simi (UNIFI)  
Simona Turbanti (UNIFI)  
Gigliola Vaglini (UNIFI)

### **Comitato scientifico - Scientific committee**

Federico Boschetti (CNR-ILC – VeDPH-UNIVE) General Chair  
Luca De Biase (UNIFI)  
Roberto Delle Donne (UNINA)  
Alessandro Lenci (UNIFI)  
Barbara Leporini (CNR-ISTI)  
Cristina Marras (CNR-ILIESI)  
Flavia Marzano (LINK CAMPUS UNIVERSITY)  
Anna Monreale (UNIFI)  
Susanna Pelagatti (UNIFI)  
Ginevra Peruginelli (CNR-IGSG)  
Maria Chiara Pievatolo (UNIFI)  
Gino Roncaglia (ROMA TRE)  
Arjuna Tuzzi (UNIPD)  
Giulia Venturi (CNR-ILC)

### **Enti organizzatori / Organizing institutions:**

AIUCD, LabCD dell'Università di Pisa, CLARIN, ILC-CNR, ISTI-CNR

## **Lista dei revisori - List of the reviewers**

Agnese Addone, Alessandra Donnini, Alessandro Lenci, Alessandro Perissinotto, Alina Sirbu, Ana Iglesias Maqueda, Andrea Bellandi, Angelica Lo Duca, Angelo Mario Del Grosso, Anna Galluzzi, Anna Maria Tammaro, Antonio Narzisi, Armando Stellato, Barbara Guidi, Barbara Leporini, Benedetta Iavarone, Caterina Senette, Chiara Mannari, Christian D'Agata, Claudio Forziati, Cristiano Amendola, Cristina Marras, Cristina Pattuelli, Daniela Fogli, Daniela Rotelli, Daria Spampinato, Deborah Paci, Dino Buzzetti, Dominique Brunato, Edmondo Grassi, Elisa D'Argenio, Emanuela Reale, Emanuele Luigi Colazzo, Emiliano Giovannetti, Emma Pietrafesa, Enrica Salvatori, Eva Sassolini, Fabiana Guernaccini, Fabio Ciotti, Fabio Ciraci, Fabio Pacini, Federico Boschetti, Federico Meschini, Francesca Di Donato, Francesca Frontini, Francesca Levi, Francesca Pratesi, Francesca Tomasi, Francesco Grisolia, Francesco Romano, Franz Fischer, Gino Roncaglia, Giorgio Guzzetta, Giorgio Maria Di Nunzio, Giovanni Michetti, Giovanni Scarafile, Giuliana Vitiello, Giulio Mori, Giulio Rossetti, Giuseppe Andrea L'Abbate, Hansmichael Hohenegger, Ioanna Miliou, Irene Sucameli, Javier Gomez, Jisu Kim, Jorge Morato, Juan Carlos Torrado Vidal, Laura Giarré, Laura Pollacci, Letizia Cortini, Lucia Ferlino, Luigi Bambaci, Luigi Catalani, Luigi Siciliano, Marco Manca, Maria Chiara Pievatolo, Maria Claudia Buzzi, Maria Simi, Mariasole Bondioli, Marilena Daquino, Marina Buzzi, Marina Pietrangelo, Marion Hersh, Massimiliano Gambardella, Massimiliano Grava, Massimo Magrini, Massimo Zancanaro, Matteo Sanfilippo, Maurella Della Seta, Maurizio Caminito, Maurizio Lana, Maurizio Vivarelli, Michela Natilli, Michele Coscia, Mirko Tavosanis, Nadia Sansone, Nicola Lettieri, Paola Galimberti, Paolo Bottoni, Paolo Mogorovich, Paolo Monella, Paolo Rossi, Pierluigi Feliciati, Rachele Sprugnoli, Raffaele Gareri, Riccardo Del Gratta, Roberto Delle Donne, Roberto Pellungrini, Roberto Rosselli Del Turco, Rolando Minuti, Ruggero G. Pensa, Salvatore Citraro, Sara Conti, Sebastiano Faro, Serge Noiret, Silvia Corbara, Silvia Mirri, Silvia Piccini, Simona Turbanti, Simone Reborà, Simonetta Montemagni, Stefano Chessa, Stefano Rollo, Susanna Pelagatti, Timothy Tambassi, Tito Orlandi, Tiziana Mancinelli, Tiziana Possemato, Tommaso Agnoloni, Vindice Deplano, Vittore Casarosa.

# MITAO: a tool for enabling scholars in the Humanities to use Topic Modelling in their studies

Ivan Heibi<sup>1</sup>, Silvio Peroni<sup>2</sup>, Luca Pareschi<sup>3</sup>, Paolo Ferri<sup>4</sup>

<sup>1</sup> Università di Bologna – ivan.heibi2 [at] unibo.it

<sup>2</sup> Università di Bologna – silvio.peroni [at] unibo.it

<sup>3</sup> Università di Roma Tor Vergata – luca.pareschi [at] uniroma2.it

<sup>4</sup> Università di Bologna – p.ferri [at] unibo.it

## ABSTRACT

Automatic text analysis methods, such as Topic Modelling, are gaining much attention in Humanities. However, scholars need to have extensive coding skills to use such methods appropriately. The need for having this technical expertise prevents the broad adoption of these methods in Humanities research. In this paper, to help scholars in the Humanities to use Topic Modelling having no or limited coding skills, we introduce MITAO, a web-based tool that allows the definition of a visual workflow which embeds various automatic text analysis operations and allows one to store and share both the workflow and the results of its execution to other researchers, which enables the reproducibility of the analysis. We present an example of an application of the use of Topic Modelling with MITAO using a collection of English abstracts of the articles published in “Umanistica Digitale”. The results returned by MITAO are shown with dynamic web-based visualizations, which allowed us to have preliminary insights about the evolution of the topics treated over the time in the articles published in “Umanistica Digitale”. All the results, along with the defined workflows, are published and accessible for further studies.

## KEYWORDS

topic modelling, MITAO, tool

# TALK

## 1 INTRODUCTION

The quantitative analysis of textual contents is an approach that has been adopted since the end of the 19th century, when John Gilmer Speed, a former New York World editor, used quantitative methods to compare the content of four New York dailies published between 1881 and 1893 [15].

These methods (and, more generally, the recent computational text mining techniques) are considered an interdisciplinary topic nowadays with relations with computer science, statistics, linguistics, sociology, and other social sciences. Today we have massive digital archives (e.g. Project Gutenberg and Google Books) and new computational tools and sophisticated systems for studying them. In the past years, such computational tools have attracted scholars from the Humanities and Social Sciences domains. Indeed, an increasing number of scholars in the Humanities have started to take advantage of the potentials of such computational tools for text processing and analysis [10]. In particular, within the Digital Humanities, such tools are crucial in addressing research questions [8], as also demonstrated by the recently-born Computational Humanities Research community.<sup>1</sup>

Topic Modelling is one of the textual processing methodologies mentioned above. Topic Modelling aims at determining what events or concepts a document or a collection of documents is discussing [16], something which may have several applications in the Humanities [2] and the Digital Humanities [11].

Technically speaking, Topic Modelling is an automatic technique based on Bayesian statistics, and in particular, on an algorithm called Latent Dirichlet Allocation [9]. Topic Modeling analyses texts and creates ‘topics’, which are bags of words that often co-occur together in the original texts [12]. The underlying idea is that the algorithm is able to elicit a latent structure of topics that constitute the texts in a corpus [9]. As a result, all the words in the textual sources are coded to a topic, and all the original texts are constituted by several topics according to different percentages. Topics can be ontologically different [4], as they can be interpreted as themes, or discourse, or frames [5]. The work done by DiMaggio, Nag, and Blei [3] identifies four relevant characteristics of the Topic modelling analysis that helps researchers cover the limitations arisen from their previous approaches (mainly based on a manual approach):

- a) the generated data are available for other researchers willing to test the interpretations and conclusions inferred;
- b) the automatic analysis permits dealing with large amounts of documents;
- c) the process is an inductive one, such that it allows researchers to discover the structure of the corpus before imposing their priors on the analysis, and also enables the usage of the same corpus to pursue other different research questions;
- d) it deals with polysemy, such that it is able to recognize that the meaning of a term depends on its context (therefore the same term might have different meanings depending on its context).

---

1 <https://www.computational-humanities-research.org/>

While useful as an approach per se, one has to master at least a programming language and a tool for a visual representation of data to use Topic Modelling correctly.

However, scholars in the Humanities are not usually trained in these skills – and, thus, the adoption of Topic Modelling in their research is perceived as an insuperable barrier. Interfaces and visual tools are needed in order to mediate the use of Topic Modelling appropriately, so as to hide its technical implementation to non-experts.

In this paper, we introduce MITAO, a tool which makes Topic Modelling techniques reusable by scholars with no or limited coding skills by means of a visual interface which enables them to create a workflow for processing textual content [6]. MITAO uses the Latent Dirichlet Allocation (LDA) Topic Modelling, one of the earliest and well-known methods, originally developed by Blei, Ng, and Jordan [1]. Any workflow produced using MITAO can be stored and shared among scholars for reproducibility purposes.

In Section 2, we provide an introduction to MITAO, we give an overview of its architecture, we discuss its main features available, and we introduce how to perform a Topic Modelling analysis and to get the tabular and graphical results using it. In Section 3, we show an example of an application of MITAO using a collection of the abstracts of the articles published in “Umanistica Digitale”<sup>2</sup>. In Section 4, we conclude this article sketching out some future works.

## 2 MITAO

MITAO (Mashup Interface for Text Analysis Operations) is an open-source, user-friendly, modular, and flexible software written in Python and Javascript for performing several kinds of text analysis. MITAO can be run locally on a machine by using any modern Web browser. MITAO is licensed under the ISC License, and source code and documentation are available on GitHub.<sup>3</sup>

We developed MITAO to help scholars with no or limited skills in coding to overcome two of the main issues they have to deal with: (a) using computational text analysis techniques for their own research using a particular programming language, and (b) describing and discussing the technical aspects of their analysis. To overcome these limitations, the current version of MITAO (downloadable from its GitHub repository) can:

- convert documents (from PDF to TXT);
- clean textual content (e.g. stopword removal or removal of parts of a text through the use of regular expressions);
- perform Topic Modelling;
- provide a quantitative measure of the results (through perplexity score and topic coherence [13]);
- visualize the topic model created with dynamic web-based visualizations;
- save the data and visualizations produced

In addition, users can save the workflow defined in MITAO and afterwards share it with other colleagues or publish it, so as to foster reproducibility of the results of research.

---

2 <https://umanisticadigitale.unibo.it/>

3 <https://github.com/catarsi/mitao>

The GUI of MITAO is simple and user friendly. The defined workflow is represented as a graph network composed of two types of nodes: “tool” and “data”.

A “tool” node implements operations one can run on data, such as a filter (e.g. filtering a document from text values that follow a specific regular expression), a text analysis (e.g. corpus tokenizer), or a terminal operator (e.g. charts and web-based visualizations). Instead, a “data” node represents a single textual file or a collection of textual files (in plain text, PDF, or textual tabular format).

In this paper, we focus on the features of MITAO strictly related to the Topic Modelling analysis.

## 2.1 Building a topic modelling

A standard Topic Modelling workflow can be defined according to three main steps: (a) tokenization, (b) building the corpus and dictionary, and (c) building the topic model. In MITAO, these three steps can be defined as shown in Figure 1. The workflow starts with the two “data” nodes, which represents a collection of documents (i.e. docs) and a list of stopwords (i.e. stopwords). Both such nodes are specified as input to the “tool” node tokenizer which converts the texts into a list of terms with no stopwords in it. Then, the workflow creates the corpus and dictionary (i.e. “tool” node corpus and dict builder) to be further used as input in the creation of the topic model (i.e. “tool” node lda topic modelling).

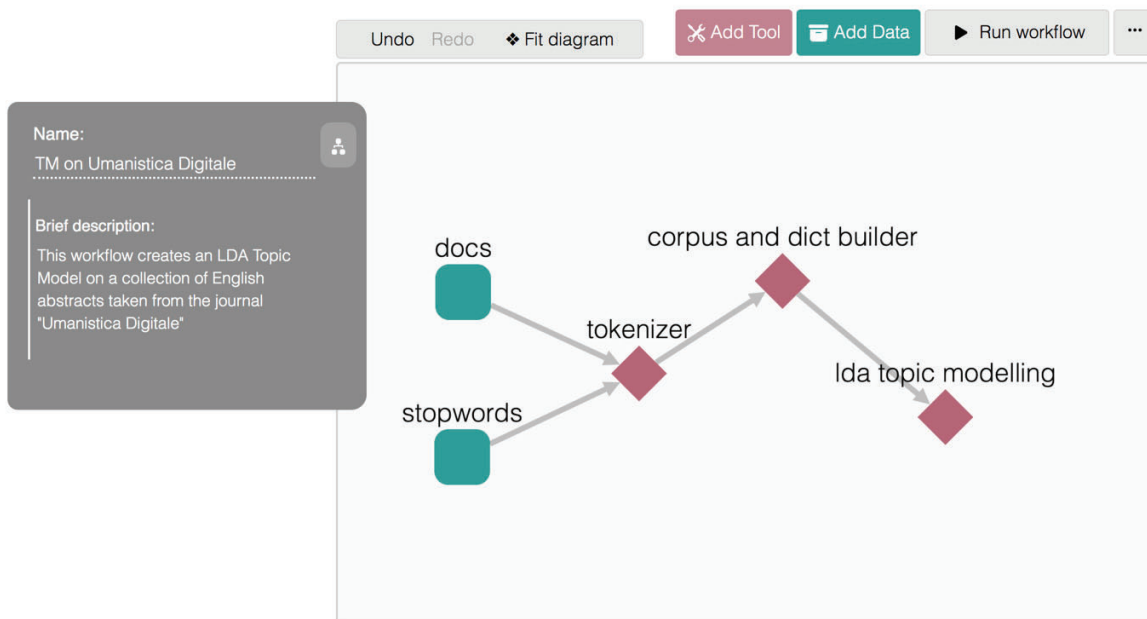


Figure 1: a Topic Modelling workflow defined in MITAO. Starting from a collection of documents (i.e. docs) and a list of stopwords (i.e. stopwords), the workflow goes through three different steps: (a) tokenization (i.e. tokenizer), (b) building the corpus and dictionary (i.e. corpus and dict builder), and finally (c) the creation of the topic model (i.e. lda topic modelling).



## 2.2 Topic modelling results

Using MITAO we can generate two important tabular datasets: (a) `termsXtopics`, i.e. the 30 terms that better characterise each topic, and (b) `docsXtopics`, i.e. a list of all the documents of the corpus with their corresponding representativeness for each topic in the topic model we built. Along with the tabular datasets, we can use MITAO to generate two other web-based dynamic visualisations: `LDavis` and `MTMvis`. `LDavis` [14] provides a graphical overview of the topics of our topic model.

Such topics are shown in a two-dimensional plane whose centres are determined by computing the distance between topics. `MTMvis` has been built for MITAO and shows the topic representativeness in the document corpus based on a metadata attribute of such documents.

These visualisations enable us to visually investigate the document corpus. In the next section, we present a real application of MITAO and demonstrate the potentials of these visualisations.

## 3 AN APPLICATION

In this section, we show an example of a Topic Modelling analysis performed using MITAO, accompanied by the datasets and visualizations we obtained by running the workflow. The topic modelling is done on a collection of 51 abstracts in English of the articles published in “Umanistica Digitale”. The MITAO workflow we developed, the datasets and the visualizations we obtained are available in [7]. We choose to create a topic model with five different topics. The number of topics should be given as input of the `lda` topic modelling step, along with the dictionary and the corpus expressed as a bag of vectors, created in the `corpus` and `dict builder` step. The process of choosing this number of topics is out-of-scope of the present paper and have been calculated with the help of a tool MITAO makes available to compute the coherence score of several topic models.

In Figure 2, we show the `LDavis` generated as a result of Topic Modelling activity. The chart shows five circles (topics) and, when selecting one of the topics, it shows the 30 most recurrent terms of such topic on the right side of the visualization. Figure 3 shows `MTMvis`, which plots the distribution of the five topics in time, considering the year of publication of the articles in our corpus. The combination of both these visualizations can let us come up with some initial insights. From the `MTMvis`, we see that topic-1 (in blue colour) appeared only in 2019. Moving the cursor over such a slice, `MTMvis` shows that 15.63% of the documents published in 2019 had this as the dominant topic. If we check topic-1 on `LDavis`, we see that it has many terms related to the second World War and the Holocaust, such as: “jew”, “holocaust”, “social”, “testimoni”, “oorlogsbronnen”, “state” etc.

Through `LDavis`, we can clearly see an intersection between topic-4 and topic-2. While looking at the most recurrent words of these two topics, we notice that both mention words close to Italian literature. More precisely we can see that topic-4 has a strong relation with the Italian poetry, especially with Dante Alighieri, with words such as “alighieri”, “literatur”, “librari”, “philolog”, “poetri”, “poet”, etc. `MTMvis` shows that topic-4 (in brown color) had a strong relevance in 2017, and gained less relevance in the following years. Another emerging fact is that topic-5 (in orange color) had constant relevancy throughout the years (average value of 25%). From `LDavis`, we can observe that topic-5 contained words such as “visual”, “document”, “model”, “corpora”, “ontolog”, etc. From these bags of words, we might infer that topic-5 is related to works dealing with data analysis involving in some cases the definition of a model or dealing with corpora. The constant relevancy of topic-5 along the years make us believe that these subjects are a regular and important part of “Umanistica Digitale” publications.

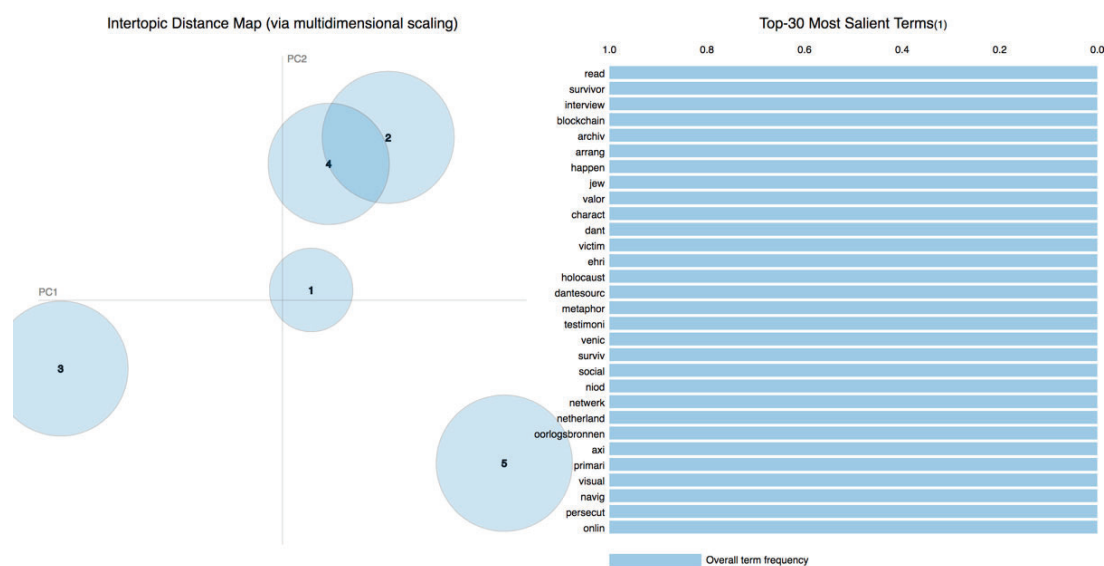


Figure 2: the LDAvis visualization of the topic model built over a collection of abstracts of articles published in “Umanistica Digitale”. This view has been generated using MITAO and it’s available in [7].

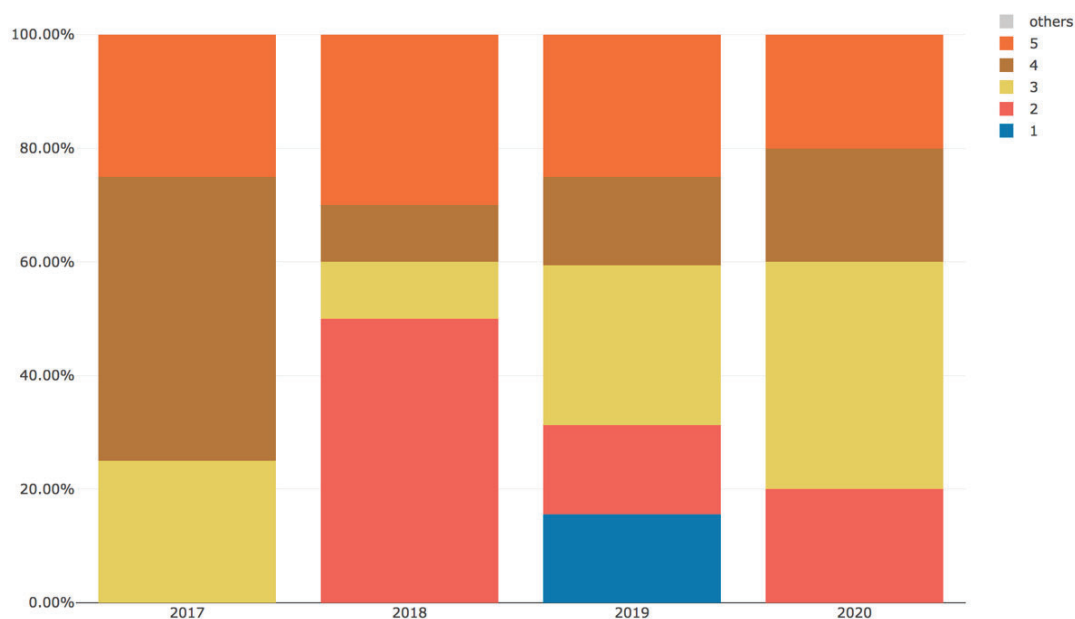


Figure 3: the MTMvis visualization of the topic model built over a collection of abstracts of articles published in “Umanistica Digitale”. We plotted the distribution of the topics according to the year of publication of the articles in the corpus.

## 4 CONCLUSIONS

In this article, we have claimed the need of supporting scholars in the Humanities having no or limited skills in coding in the use of computational tools for automated textual analysis. In particular, we have presented MITAO, a web-based tool that allows the definition of a visual workflow which can embed several textual analysis activities and methods such as Topic Modelling.

MITAO enables the integration of text analysis operations without needing a strong knowledge about their technical implementation and that it builds a visually comprehensive workflow which might be shared with other colleagues and foster the reproducibility of the results obtained.

While there is still room for further improvements, the first release of MITAO was already presented and tested during a symposium organised within the EURAM 2019 Conference – Exploring the future of management, which took place in Lisbon (Portugal) in June 2019<sup>4</sup>.

In the future, we plan to organise user testing sessions, dedicated workshops, and tutorials on the use of MITAO. This will help us promote our tool in different disciplines, to improve its usability, and to add new relevant features to address particular studies.

## REFERENCES

1. Blei, David M., Andrew Y. Ng, and Michael I. Jordan. ‘Latent Dirichlet Allocation’. *Journal of Machine Learning Research* 3, no. Jan (2003): 993–1022.
2. Ciotti, Fabio. ‘Modelli e metodi computazionali per la critica letteraria: lo stato dell’arte’, 2017.
3. DiMaggio, Paul, Manish Nag, and David Blei. ‘Exploiting Affinities between Topic Modeling and the Sociological Perspective on Culture: Application to Newspaper Coverage of U.S. Government Arts Funding’. *Poetics* 41, no. 6 (2013): 570–606. <https://doi.org/10.1016/j.poetic.2013.08.004>.
4. Ferri, Paolo, Maria Lusiani, and Luca Pareschi. ‘Accounting for *Accounting History* : A Topic Modeling Approach (1996–2015)’. *Accounting History* 23, no. 1–2 (2018): 173–205. <https://doi.org/10.1177/1032373217740707>.
5. Gamson, William A. *Talking Politics*. Cambridge [England] ; New York, NY, USA: Cambridge University Press, 1992. HN90.P8 G36 1992.
6. Heibi, Ivan, Silvio Peroni, Paolo Ferri, and Luca Pareschi. *Catarsi/Mitao: MITAO First Release* (version v1.1-beta). Zenodo, 2019. <https://doi.org/10.5281/ZENODO.3258327>.
7. Heibi, Ivan, Peroni, Silvio, Pareschi, Luca, and Ferri, Paolo. ‘MITAO: A Tool for Enabling Scholars in the Humanities to Use Topic Modelling in Their Studies (Data and Results of MITAO)’, 1 October 2020. <https://doi.org/10.5281/ZENODO.4061760>.
8. Jänicke, S., G. Franzini, M. F. Cheema, and G. Scheuermann. ‘Visual Text Analysis in Digital Humanities: Visual Text Analysis in Digital Humanities’. *Computer Graphics Forum* 36, no. 6 (2017): 226–50. <https://doi.org/10.1111/cgf.12873>.
9. Jelodar, Hamed, Yongli Wang, Chi Yuan, Xia Feng, Xiahui Jiang, Yanchao Li, and Liang Zhao. ‘Latent Dirichlet Allocation (LDA) and Topic Modeling: Models, Applications, a Survey’. *Multimedia Tools and Applications* 78, no. 11 (2019): 15169–211. <https://doi.org/10.1007/s11042-018-6894-4>.

---

4 <http://pastconferences.euram.academy/programme2019/symposia.html>

10. Jockers, Matthew L., and Ted Underwood. 'Text-Mining the Humanities'. *A New Companion to Digital Humanities*, 2015, 291–306.
11. Meeks, Elijah, and Scott B. Weingart. 'The Digital Humanities Contribution to Topic Modeling'. *Journal of Digital Humanities* 2, no. 1 (2012): 1–6.
12. Mohr, John W., and Petko Bogdanov. 'Introduction—Topic Models: What They Are and Why They Matter'. *Poetics* 41, no. 6 (2013): 545–69. <https://doi.org/10.1016/j.poetic.2013.10.001>.
13. Newman, David, Jey Han Lau, Karl Grieser, and Timothy Baldwin. 'Automatic Evaluation of Topic Coherence'. In *Human Language Technologies: The 2010 Annual Conference of the North American Chapter of the Association for Computational Linguistics*, 100–108, 2010.
14. Sievert, Carson, and Kenneth E Shirley. 'LDAvis: A Method for Visualizing and Interpreting Topics', 2014. <https://doi.org/10.13140/2.1.1394.3043>.
15. Sumpter, Randall S. 'News about News: John G. Speed and the First Newspaper Content Analysis'. *Journalism History* 27, no. 2 (2001): 64–72.
16. Vayansky, Ike, and Sathish AP Kumar. 'A Review of Topic Modeling Methods'. *Information Systems* 94 (2020): 101582.