



Combined limit on the production of a light gauge boson decaying into $\mu^+\mu^-$ and $\pi^+\pi^-$



The KLOE-2 Collaboration

A. Anastasi^{f,c}, D. Babusci^c, M. Berlowski^{c,w}, C. Bloise^c, F. Bossi^c, P. Branchini^t, A. Budano^{s,t}, B. Cao^v, F. Ceradini^{s,t}, P. Ciambrone^c, F. Curciarello^{c,*}, E. Czerwiński^b, G. D'Agostini^{o,p}, E. Danè^c, V. De Leo^r, E. De Lucia^c, A. De Santis^c, P. De Simone^c, A. Di Cicco^{s,t}, A. Di Domenico^{o,p}, D. Domenici^c, A. D'Uffizi^c, A. Fantini^{q,r}, G. Fantini^d, P. Fermani^c, S. Fiore^{u,p}, A. Gajos^b, P. Gauzzi^{o,p}, S. Giovannella^c, E. Graziani^t, V.L. Ivanov^{h,i}, T. Johansson^v, X. Kang^c, D. Kisielewska-Kamińska^b, E.A. Kozyrev^{h,i}, W. Krzemien^w, A. Kupsc^v, P.A. Lukin^{h,i}, G. Mandaglio^{g,a,*}, M. Martini^{c,n}, R. Messi^{q,r}, S. Miscetti^c, D. Moricciani^r, P. Moskal^b, A. Passeri^t, V. Patera^{m,p}, E. Perez del Rio^c, N. Raha^r, P. Santangelo^c, M. Schioppa^{k,l}, A. Selce^{s,t}, M. Silarski^b, F. Sirghi^{c,e}, E.P. Solodov^{h,i}, L. Tortora^t, G. Venanzoni^j, W. Wiślicki^w, M. Wolke^v

^a INFN Sezione di Catania, Catania, Italy

^b Institute of Physics, Jagiellonian University, Cracow, Poland

^c Laboratori Nazionali di Frascati dell'INFN, Frascati, Italy

^d Gran Sasso Science Institute, L'Aquila, Italy

^e Horia Hulubei National Institute of Physics and Nuclear Engineering, Măgurele, Romania

^f Dipartimento di Scienze Matematiche e Informatiche, Scienze Fisiche e Scienze della Terra dell'Università di Messina, Messina, Italy

^g Dipartimento di Scienze Chimiche, Biologiche, Farmaceutiche ed Ambientali dell'Università di Messina, Messina, Italy

^h Budker Institute of Nuclear Physics, Novosibirsk, Russia

ⁱ Novosibirsk State University, Novosibirsk, Russia

^j INFN Sezione di Pisa, Pisa, Italy

^k Dipartimento di Fisica dell'Università della Calabria, Rende, Italy

^l INFN Gruppo collegato di Cosenza, Rende, Italy

^m Dipartimento di Scienze di Base ed Applicate per l'Ingegneria dell'Università "Sapienza", Roma, Italy

ⁿ Dipartimento di Scienze e Tecnologie applicate, Università "Guglielmo Marconi", Roma, Italy

^o Dipartimento di Fisica dell'Università "Sapienza", Roma, Italy

^p INFN Sezione di Roma, Roma, Italy

^q Dipartimento di Fisica dell'Università "Tor Vergata", Roma, Italy

^r INFN Sezione di Roma Tor Vergata, Roma, Italy

^s Dipartimento di Matematica e Fisica dell'Università "Roma Tre", Roma, Italy

^t INFN Sezione di Roma Tre, Roma, Italy

^u ENEA, Department of Fusion and Technology for Nuclear Safety and Security, Frascati (RM), Italy

^v Department of Physics and Astronomy, Uppsala University, Uppsala, Sweden

^w National Centre for Nuclear Research, Warsaw, Poland

ARTICLE INFO

Article history:

Received 6 July 2018

Received in revised form 3 August 2018

Accepted 9 August 2018

Available online 13 August 2018

Editor: L. Rolandi

ABSTRACT

We searched for the $\mu^+\mu^-$ decay of a light vector gauge boson, also known as dark photon, in the $e^+e^- \rightarrow \mu^+\mu^- \gamma_{\text{ISR}}$ process by means of the Initial State Radiation (ISR) method. We used 1.93 fb^{-1} of data collected by the KLOE experiment at the DAΦNE ϕ -factory. No structures have been observed over the irreducible $\mu^+\mu^-$ background. A 90% CL limit on the ratio $\varepsilon^2 = \alpha'/\alpha$ between the dark coupling constant and the fine structure constant of $3 \times 10^{-6} - 2 \times 10^{-7}$ has been set in the dark photon mass region between 519 MeV and 973 MeV. This new limit has been combined with the published result

* Corresponding authors.

E-mail addresses: francesca.curciarello@lnf.infn.it (F. Curciarello), gmandaglio@unime.it (G. Mandaglio).

Keywords:
 e^+e^- Collisions
 Dark forces
 Gauge vector boson
 Upper limits

obtained investigating the hypothesis of the dark photon decaying into hadrons in $e^+e^- \rightarrow \pi^+\pi^-\gamma_{\text{ISR}}$ events. The combined 90% CL limit increases the sensitivity especially in the ρ - ω interference region and excludes ε^2 greater than $(13 - 2) \times 10^{-7}$. For dark photon masses greater than 600 MeV the combined limit is lower than 8×10^{-7} resulting more stringent than present constraints from other experiments.

© 2018 The Author(s). Published by Elsevier B.V. This is an open access article under the CC BY license (<http://creativecommons.org/licenses/by/4.0/>). Funded by SCOAP³.

1. Introduction

Many gravitational anomalies observed since the first decades of the twentieth century, as well as large-scale structure formation in the early Universe, can be explained by the existence of a non-baryonic matter known as dark matter (DM) [1]. Dark matter motivates extending the Standard Model of particle physics (SM) to include a dark sector consisting of fields and particles with no SM gauge charges and including extra gauge symmetries. The minimal extension of the SM consists of just one additional abelian gauge symmetry $U_{\text{D}}(1)$ with associated a light vector gauge boson, the dark photon – known also as U boson, γ' or A' – as mediator of the new force, called for this reason dark force. In the simplest scenario [2], the coupling with SM particles arises from a vector portal known as kinetic mixing consisting in loops of heavy dark particles charged under both the electromagnetic and the dark force. The portal allows the mixing of the dark photon belonging to the $U_{\text{D}}(1)$ group with the SM photon of the $U_{\text{em}}(1)$ symmetry introducing the Lagrangian term:

$$L_{\text{mix}} = -\frac{\varepsilon}{2} F_{ij}^{\text{em}} F_{\text{dark}}^{ij} \quad (1)$$

Here ε is a dimensionless parameter which governs the strength of the mixing ($\varepsilon^2 = \alpha'/\alpha$, $\alpha = \alpha_{\text{em}}$, α' is the effective dark coupling constant) while F_{ij}^{em} and F_{dark}^{ij} are the field strength tensors of the SM $U_{\text{em}}(1)$ and dark $U_{\text{D}}(1)$ gauge groups, respectively. Through the portal the U boson can couple to the electromagnetic current with a strength proportional to the SM particles electric charge. The process is responsible for both production and decay of the dark photon in SM interactions thus resulting in an ε^2 suppression. If the kinetic mixing appears at the one-loop level, ε can be estimated to be in the range 10^{-2} – 10^{-6} allowing visible effects at high luminosity e^+e^- colliders [3].

During the last decade, the dark photon has been the focus of a world-wide intensive research because considered as possible explanation of many astrophysical puzzling evidences [4].

In this work we investigate the simplest hypothesis of a visibly decaying dark photon looking for resonant production of U boson from the continuum, considering as allowed only decays into SM particles. The U signal should appear as a peak in the invariant mass of the final state particles with a width mainly dominated by the invariant mass resolution since the expected U -decay width can be considered negligible [5]. KLOE already investigated $e^+e^- \rightarrow Uh'$ (dark Higgsstrahlung) [6], U boson in decays of vector particles to pseudoscalars [7,8], and the visible decay hypothesis publishing three searches for radiative U production in the $e^+e^- \rightarrow U\gamma$ process, with the U boson decaying into: a) $\mu^+\mu^-$ [9], using 240 pb⁻¹ of data; b) e^+e^- [10], using a sample of 1.54 fb⁻¹; c) $\pi^+\pi^-$ [11] analyzing the whole KLOE data set corresponding to an integrated luminosity of 1.93 fb⁻¹. Searches for muon and pion pairs, with the ISR photon selected at small angle ($\theta < 15^\circ$, $\theta > 165^\circ$), cover approximately the same U -boson mass range of 520–990 MeV, while for the electron pairs the photon selection was at large angle ($55^\circ < \theta < 125^\circ$) allowing to

reach a lowest U -boson mass of 5 MeV and probing the $(g - 2)_\mu$ favored region [12].

In the present work we extend the statistics of the $U \rightarrow \mu^+\mu^-$ search to the whole data sample and update the analysis with a new estimate of the background, analogous to the one used for the $U \rightarrow \pi^+\pi^-$ search. The new search confirms no U -boson signal in the dimuon invariant mass spectrum: a new 90% CL exclusion limit in ε^2 is estimated. This limit is of comparable magnitude with respect to the previous ones, thus a combined search of dark photon decays into both muon and pion pairs would increase the sensitivity of the single channel searches, particularly, it is more effective in the region of the ρ - ω interference where the search for $U \rightarrow \mu^+\mu^-$ loses sensitivity.

2. The KLOE detector

The KLOE detector operates at DAΦNE [13], the Frascati ϕ -factory. DAΦNE is an e^+e^- collider working at a center of mass energy $m_\phi \simeq 1.019$ GeV. Positron and electron beams collide at an angle of $\pi - 25$ mrad, producing ϕ mesons nearly at rest. The detector consists of a large cylindrical drift chamber (DC) [14], surrounded by a lead scintillating-fiber electromagnetic calorimeter (EMC) [15]. A superconducting coil around the EMC provides a 0.52 T magnetic field along the bisector of the colliding beams which is taken as the z axis of our coordinate system.

The EMC barrel and end-caps cover 98% of the solid angle. Calorimeter modules are read out at both ends by 4880 photomultipliers. Energy and time resolutions are $\sigma_E/E = 0.057/\sqrt{E(\text{GeV})}$ and $\sigma_t = 57 \text{ ps}/\sqrt{E(\text{GeV})} \oplus 100 \text{ ps}$, respectively. The drift chamber has only stereo wires and is 4 m in diameter, 3.3 m long. It is built out of carbon-fibers and operates with a low- Z gas mixture (helium with 10% isobutane). Spatial resolutions are $\sigma_{xy} \sim 150 \mu\text{m}$ and $\sigma_z \sim 2 \text{ mm}$. The momentum resolution for large angle tracks is $\sigma(p_\perp)/p_\perp \sim 0.4\%$. The trigger uses both EMC and DC information. Events used in this analysis are triggered by at least two energy deposits larger than 50 MeV in two sectors of the barrel calorimeter [16].

3. $e^+e^- \rightarrow \mu^+\mu^-\gamma$ data analysis

3.1. Event selection

We selected $\mu^+\mu^-\gamma$ candidates by requiring events with two oppositely-charged tracks emitted at large polar angles, $50^\circ < \theta < 130^\circ$, with the undetected ISR photon missing momentum pointing – according to the $\mu^+\mu^-\gamma$ kinematics – at small polar angles ($\theta < 15^\circ$, $\theta > 165^\circ$). The tracks are required to have the point of closest approach to the z axis within a cylinder of radius 8 cm and length 15 cm centered at the interaction point. In order to ensure good reconstruction and efficiency, we selected tracks with transverse and longitudinal momentum $p_\perp > 160 \text{ MeV}$ or $|p_z| > 90 \text{ MeV}$, respectively. This separation of track and photon selection regions in the analysis, greatly reduces the contamination from the resonant process $e^+e^- \rightarrow \phi \rightarrow \pi^+\pi^-\pi^0$, from the Final State Radiation (FSR) processes $e^+e^- \rightarrow \pi^+\pi^-\gamma_{\text{FSR}}$ and $e^+e^- \rightarrow \mu^+\mu^-\gamma_{\text{FSR}}$, since the $\mu^+\mu^-\gamma$ cross section diverges at small

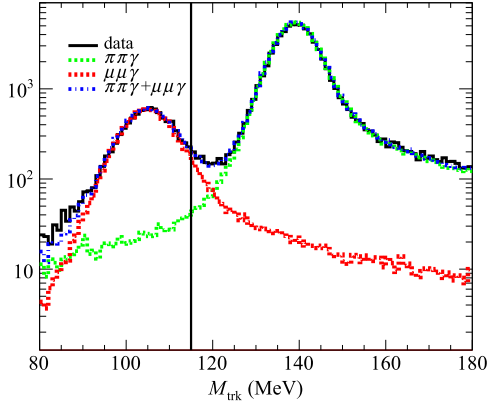


Fig. 1. M_{trk} distributions for $\mu^+\mu^+\gamma$ and $\pi^+\pi^-\gamma$. Data are represented in black, the MC simulations of $\pi^+\pi^-\gamma$ and $\mu^+\mu^-\gamma$ channels are in green and red, respectively, while their sum is in blue; the vertical back line represents the selection cut applied to separate the two channels. (For interpretation of the colors in the figure(s), the reader is referred to the web version of this article.)

ISR photon angle making FSR processes and ϕ decays relatively unimportant [17–20]. Consequently, since ISR-photons are mostly collinear with the beam line, a high statistics for the ISR signal events remains. The main background contributions affecting the ISR $\mu^+\mu^-\gamma$ sample are the resonant $e^+e^- \rightarrow \phi \rightarrow \pi^+\pi^-\pi^0$ process and the ISR and FSR $e^+e^- \rightarrow x^+x^-\gamma(\gamma)$, $x = e, \pi$ processes. Their contributions have been evaluated by applying kinematical cuts in the M_{trk} , $M_{\pi\pi}^2$ plane,¹ with $M_{\pi\pi}$ the invariant mass of the track pair in the pion mass hypothesis.

A particle identification estimator (PID), L_{\pm} , based on a pseudo-likelihood function using the charged particles time-of-flight and energy depositions in the five calorimeter layers is used to suppress radiative Bhabha events [19,21,22]. Events with both tracks having $L_{\pm} < 0$ are identified as $e^+e^-\gamma$ events and rejected (see Fig. 2).

Finally, a cut on the track-mass variable M_{trk} selects muons by requiring $M_{\text{trk}} < 115$ MeV as shown in Fig. 1. At the end of the selection described above about 7.16×10^6 events survive.

In order to evaluate the residual background contributions, the same analysis chain was applied to simulated events for the $\pi^+\pi^-\gamma$ and $\pi^+\pi^-\pi^0$ channels while the radiative Bhabha contribution has been evaluated directly from measured data. Distributions of the fractional residual background F_{BG} for each channel and their sum are shown in Fig. 3 as a function of the invariant mass of the track pair in the muon mass hypothesis, $M_{\mu\mu}$.

The total residual background rises up to about 9% in the ρ - ω region and decreases down to about 3% at low and high invariant mass values.

4. Parametrization of the irreducible $\mu^+\mu^-\gamma$ background

To minimize the systematic uncertainties affecting the analysis, we evaluated the irreducible $\mu^+\mu^-\gamma$ background directly from the data. In Fig. 4, we report the comparison between data and esti-

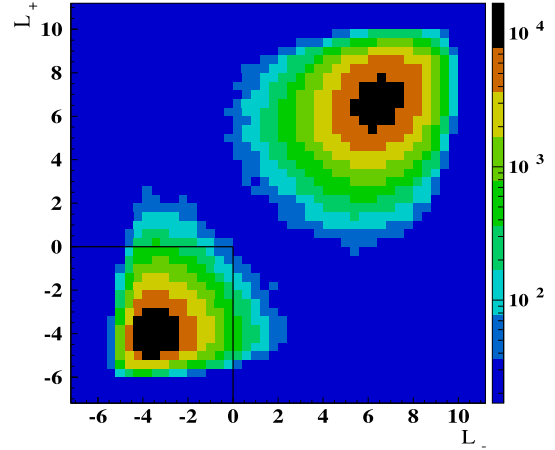


Fig. 2. MC L_+ vs. L_- PID distributions for both tracks. Events contained in the low left rectangle (having both tracks with $L_{\pm} < 0$) are regarded as $e^+e^-\gamma$ events and rejected in the selection.

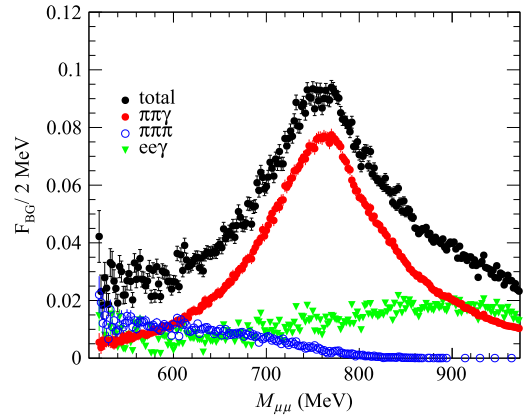


Fig. 3. Fractional residual backgrounds as function of $M_{\mu\mu}$.

mated background distributions (top panel) and their ratio (bottom panel), which are in good agreement within errors.

We estimated the irreducible $\mu^+\mu^-\gamma$ background by using a side band fit to the observed spectrum, keeping, for each iteration, the fit with the best reduced χ^2 . The fit to side bands in the whole mass range has been performed considering sub ranges $\pm 12\sigma$ wide, where σ is the dimuon invariant mass resolution of about 2 MeV [11]. For each U-mass hypothesis a region corresponding to $\pm 3\sigma$ is excluded from the fit. We fit the data distributions by using Chebyshev polynomials (as in Ref. [9]) up to 6th order in the mass ranges 519–757 MeV and 811–973 MeV. In the mass interval between 759 and 809 MeV, where the effect of the ρ - ω interference is present [23], we used another parametrization:

$$f(x) = \text{pol2}(x) \cdot [1 + A \cdot (x - M) \cdot \exp(-0.5 \cdot ((x - M)/\lambda)^2)]. \quad (2)$$

The parametrization (2) has been used because found to best fit the $\mu\mu$ invariant mass simulated spectrum (PHOKHARA generator [24–27] with vacuum polarization correction included and a full description of the detector performed with the GEANFI package [28]) as shown in Fig. 5. As a first step, the three coefficients of the second order polynomial $\text{pol2}(x)$ and the parameters A , M and λ are computed by fitting the function in Eq. (2) over the full $\mu^+\mu^-\gamma$ simulated spectrum: values of 782.24 MeV and 6.09 MeV were obtained for the parameters M and λ , respectively. Then, the

¹ M_{trk} is computed from energy and momentum conservation, assuming the presence of one undetected photon and that the tracks belong to particles of the same mass:

$$\left(\sqrt{s} - \sqrt{|\vec{p}_+|^2 + M_{\text{trk}}^2} - \sqrt{|\vec{p}_-|^2 + M_{\text{trk}}^2} \right)^2 - (\vec{p}_+ + \vec{p}_-)^2 = 0$$

where \vec{p}_+ (\vec{p}_-) is the measured momentum of the positive (negative) particle, and only one of the four solutions is physical.

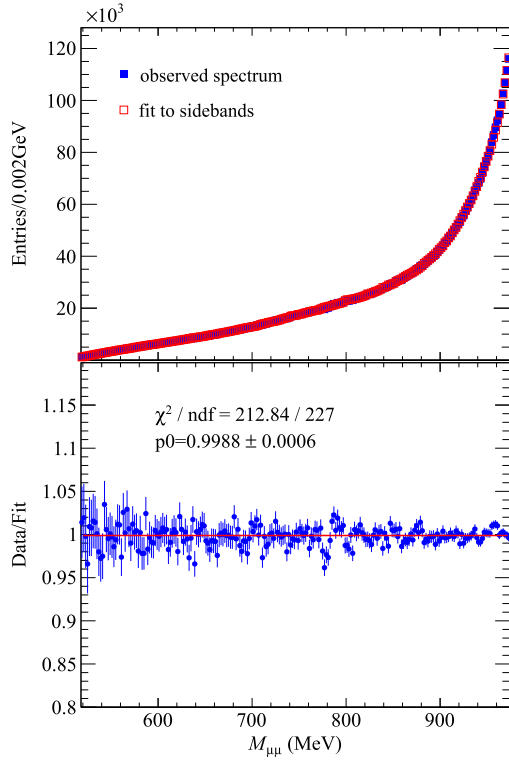


Fig. 4. Top panel: $\mu^+\mu^-\gamma$ observed spectrum (full squares) and estimated irreducible background (open squares). Bottom panel: data and estimated background ratio.

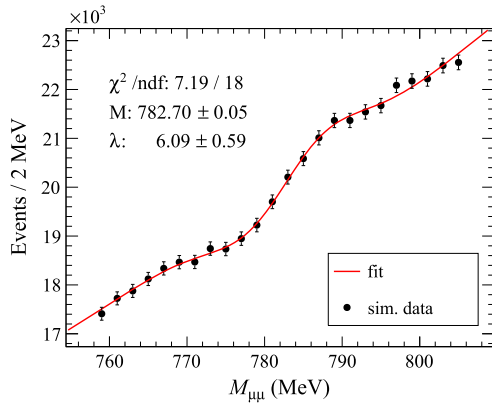


Fig. 5. Fit of reconstructed PHOKHARA MC with vacuum polarization correction included.

fits in the considered mass range (759–809 MeV) of the $\mu^+\mu^-\gamma$ observed spectrum have been performed by using again the function (2), keeping the parameters M and λ fixed at the values 782.24 MeV and 6.09 MeV, and leaving free all the other parameters.

Examples of the fits performed by using Chebyshev polynomials or the parametrization in eq. (2) are shown in Fig. 6.

The reduced χ^2 of the fit to side bands for both parameterizations remains below 2 in the whole mass range. The fit procedure is stable in the whole data range and no anomaly is observed in the fitted background.

5. Systematic uncertainties

In the following we report the systematic uncertainties affecting the analysis, mainly due to the evaluation of the irreducible

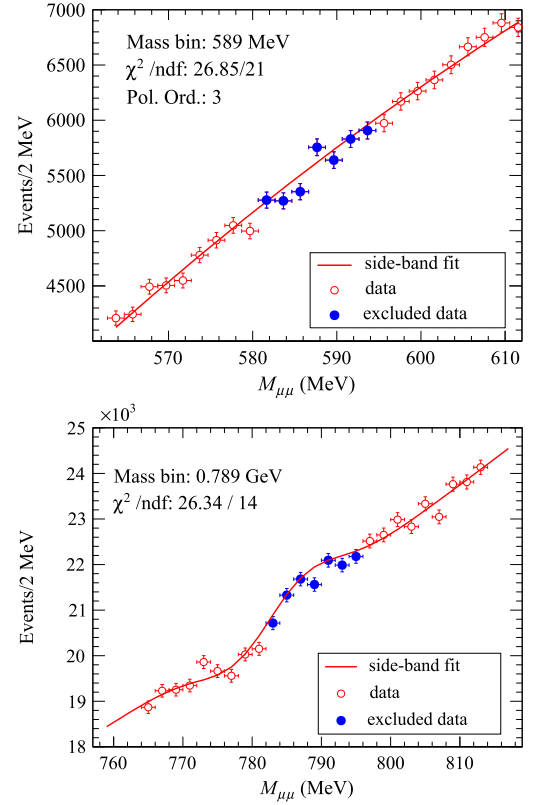


Fig. 6. Examples of fits performed in two sub-ranges of the $\mu^+\mu^-\gamma$ spectrum by using Chebyshev polynomials (upper panel) and parametrization (2) (lower panel).

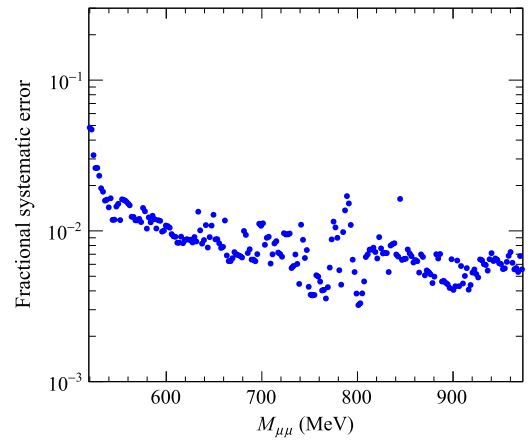


Fig. 7. Bin-by-bin total fractional systematic error of the background estimate.

background and to the event selection applied to the $\mu^+\mu^-\gamma$ candidates.

5.1. Systematic uncertainties on the irreducible background

The fractional systematic error on the irreducible $\mu^+\mu^-\gamma$ background is shown in Fig. 7. The evaluation of the systematic uncertainties has been derived for each mass bin by estimating the error of the fit. The total systematic error is less than 1% in most of the mass range.

The systematic error due to the side bands fit procedure has been also evaluated by varying the range of the fit interval of $\pm 1\sigma$ and computing the maximum difference between nominal fit

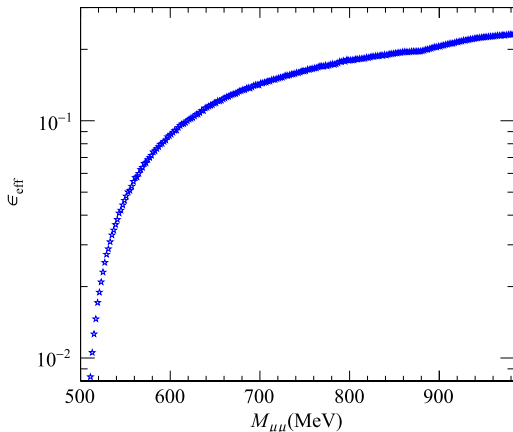


Fig. 8. Global efficiency as function of $M_{\mu\mu}$.

Table 1
Summary of the systematic uncertainties.

Systematic source	Relative uncertainty (%)
M_{trk} cut	0.4
Acceptance	0.6–0.1 as $M_{\mu\mu}$ increases
Trigger	0.1
Tracking	0.3–0.6 as $M_{\mu\mu}$ increases
Generator	0.5
Luminosity	0.3
PID	negligible
Total	0.98–0.94 as $M_{\mu\mu}$ increases

and the fit derived by changing the fit interval. Its contribution is $\ll 1\%$ and therefore results negligible in the whole mass range.

5.2. Systematic uncertainties of the global efficiency

Fig. 8 shows the global analysis efficiency that has been evaluated from a full $\mu^+\mu^-\gamma$ simulation. This efficiency includes contributions from kinematic selection, trigger, tracking, acceptance and PID-likelihood efficiencies.

Table 1 lists all the systematic errors affecting the $\mu^+\mu^-\gamma$ analysis. We evaluated the corresponding uncertainties by using the same procedures described in Ref. [9]. These systematic uncertainties do not affect the irreducible background estimation but enter in the determination of the selection efficiency and the luminosity measurement.

6. Limits on U -boson production in $\mu\mu\gamma$ events

The $\mu^+\mu^-\gamma$ observed spectrum does not reveal the presence of any visible structure (see Fig. 4) within the mass-dependent systematic uncertainties. For this reason, a procedure has been applied to evaluate the statistical significance of the observed data fluctuations and eventually set a limit on the $e^+e^- \rightarrow U\gamma$, $U \rightarrow \mu^+\mu^-$ process. The following subsection describes the results of the limit extraction procedure.

6.1. Upper limit extraction on ε^2

To extract the upper limit (UL) on ε^2 we used the Confidence Level Signal (CL_S) technique [29]. The procedure requires as inputs the invariant mass data spectrum, the background (the irreducible $\mu^+\mu^-\gamma$ background), the U -boson signal and the systematic fractional uncertainties on the background estimation for each $M_{\mu\mu}$ bin. The signal has been generated with a toy MC in steps of 2 MeV for the U -boson mass. At each step, a Gaussian distribution is built

with a width corresponding to the invariant mass resolution of the dimuon system of about 2 MeV. The signal is then integrated over $M_{\mu\mu}$ around M_U . The number of signal events, given as input to the procedure, is initially arbitrary and very high (about ten times the square root of the estimated background value in the corresponding mass bin) and then iteratively scaled until the confidence level CL_S reaches 0.1 within ± 0.01 . The integral of the signal corresponding to the defined level of confidence represents the limit on the number of U -boson events excluded at 90% CL. Since the limit is strongly dependent on the irreducible background evaluation, the limit extraction accounts for the systematic uncertainties of the background estimate. The limit extraction procedure uses the total bin-by-bin fractional systematic uncertainty, reported in Fig. 7, to perform a Gaussian smearing of the $\mu^+\mu^-\gamma$ expected background given as input.

The UL on the kinetic mixing parameter has been extracted by using, for each U -boson mass value, the following formula [9–11]:

$$\varepsilon^2 = \frac{\alpha'}{\alpha} = \frac{N_{\text{CLS}}}{\epsilon_{\text{eff}} \cdot L \cdot H \cdot I} \quad (3)$$

where N_{CLS} is the limit on the number of events, ϵ_{eff} represents the global efficiency (shown in Fig. 8), L is the integrated luminosity (1.93 fb^{-1} with an uncertainty of 0.3% [18,19]), H is the radiator function calculated at QED next-to-leading-order corrections with an uncertainty of 0.5% [25–27,30] and given by:

$$H = \frac{d\sigma_{\mu\mu\gamma}/dM_{\mu\mu}}{\sigma(e^+e^- \rightarrow \mu^+\mu^-, M_{\mu\mu})}. \quad (4)$$

Here $d\sigma_{\mu\mu\gamma}/dM_{\mu\mu}$ is the differential cross section of $e^+e^- \rightarrow \mu^+\mu^-\gamma$, $\sigma(e^+e^- \rightarrow \mu^+\mu^-, M_{\mu\mu})$ is the total cross section of the $e^+e^- \rightarrow \mu^+\mu^-$ process. In Eq. (3), I is given by the following integral around M_U :

$$I = \int \sigma_U^{\mu\mu} d\sqrt{s}, \quad (5)$$

where $\sigma_U^{\mu\mu} = \sigma(e^+e^- \rightarrow U \rightarrow \mu^+\mu^-, s)$ is the total cross section of U -boson production decaying in the $\mu^+\mu^-$ channel when the kinetic mixing parameter ε is equal to 1, $s = M_U^2$. The uncertainties on H , ϵ_{eff} , L , and I , propagate to the systematic error on ε^2 via eq. (3). The resulting uncertainty on ε^2 is lower than 1% and has been taken into account in the estimated limit.

The exclusion plot on ε^2 is shown as a dashed line in Fig. 9 compared with the existing limits in the mass range below 1 GeV. Our 90% CL UL ranges from 3×10^{-6} to 2×10^{-7} in the 519–973 MeV mass interval.

7. Combined limit on U -boson production in $\mu\mu\gamma$ and $\pi\pi\gamma$ events

In this section we present the combination procedure of the full statistics $\pi^+\pi^-\gamma$ and $\mu^+\mu^-\gamma$ limits. As for the previous analyses, we use the CL_S technique to estimate a 90% CL limit for the $e^+e^- \rightarrow U\gamma_{\text{ISR}}$, $U \rightarrow \mu^+\mu^-$, $\pi^+\pi^-$ process. To extract the limit, we use the already estimated background and observed spectra for both $\pi\pi\gamma$ [11] and $\mu\mu\gamma$ channels in a combined way. A total systematic error on the irreducible background estimate, given by the combination of the corresponding estimated uncertainties for both U -boson decay modes, is also given as input to the procedure. A combined U -boson signal is generated for both decay channels taking into account the differences in global efficiency and relative branching ratio [3]. The signal inputs are generated with the same toy MC procedure performed for the $\mu^+\mu^-\gamma$ limit extraction, then, each signal is integrated and normalized to the number

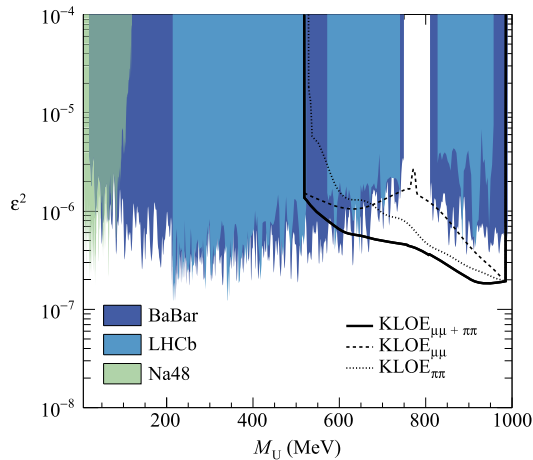


Fig. 9. 90% CL exclusion plot for ε^2 as a function of the U -boson mass for the $e^+e^- \rightarrow U\gamma$ process. The $U \rightarrow \mu^+\mu^-$ limit (dashed line), the $U \rightarrow \pi^+\pi^-$ [11] constraint (dotted line), and the $U \rightarrow \mu^+\mu^-, \pi^+\pi^-$ combination at full KLOE statistics, are presented in comparison with the competitive limits by BaBar [31], NA48/2 [32], and LHCb experiments [33].

of events estimated from Eq. (3), for a given hypothesis of the kinetic mixing parameter ε^2 . The limit computation proceeds according to the following steps: it makes a hypothesis of the ε^2 kinetic mixing parameter, starting from an arbitrary very low value; the corresponding number of events for $\pi\pi\gamma$ and $\mu\mu\gamma$ channels are generated according to Eq. (3) in order to build the signal input histogram, then, the procedure runs as before by comparing data and expected irreducible background. The search procedure ends when the estimated CL_S becomes close to 0.1 within ± 0.01 , providing directly the corresponding exclusion on ε^2 .

The combined upper limit, obtained after averaging the statistical fluctuations by a smoothing procedure, excludes values of ε^2 greater than $(13 - 2) \times 10^{-7}$ in the U -mass range 519–987 MeV. It is shown in Fig. 9, compared to the most competitive limits. The other existing limits [7–10,34–37] are not reported to make the figure more readable. The combined limit is represented by the blue area and is more stringent with respect to the already set limits in the mass region 600–987 MeV, while it is comparable to BaBar and LHCb results for masses lower than 600 MeV.

8. Conclusions

We analyzed 1.93 fb^{-1} of KLOE data to investigate the hypothesis of a light vector gauge boson decaying into muons and pions by means of the ISR method in the $e^+e^- \rightarrow U\gamma_{\text{ISR}}, U \rightarrow \mu^+\mu^-, \pi^+\pi^-$ process. No U -boson evidence has been found and a combined limit at 90% CL using the two U -decay modes has been extracted on the kinetic mixing parameter ε^2 in the energy range between 519 and 987 MeV. The new combined limit is more stringent than the already set constraints in the region between 600 and 987 MeV by excluding values of ε^2 higher than $(8 - 2) \times 10^{-7}$.

Acknowledgements

We warmly thank our former KLOE colleagues for the access to the data collected during the KLOE data taking campaign. We thank the DAΦNE team for their efforts in maintaining

low background running conditions and their collaboration during all data taking. We want to thank our technical staff: G.F. Fortugno and F. Sborzacchi for their dedication in ensuring efficient operation of the KLOE computing facilities; M. Anelli for his continuous attention to the gas system and detector safety; A. Balla, M. Gatta, G. Corradi and G. Papalino for electronics maintenance; C. Piscitelli for his help during major maintenance periods. This work was supported in part by the Polish National Science Centre through the Grants Nos. 2013/11/B/ST2/04245, 2014/14/E/ST2/00262, 2014/12/S/ST2/00459, 2016/21/N/ST2/01727, 2016/23/N/ST2/01293, 2017/26/M/ST2/00697.

References

- [1] C. Patrignani, et al., *Chin. Phys. C* 40 (2016) 100001; G. Bertone, D. Hooper, J. Silk, *Phys. Rep.* 405 (2005) 279, arXiv:hep-ph/0404175; G. Bertone, *Particle Dark Matter: Observations, Models and Searches*, Cambridge University Press, 2010; J. Alexander, et al., arXiv:1608.08632.
- [2] B. Holdom, *Phys. Lett. B* 166 (1985) 196; C. Boehm, P. Fayet, *Nucl. Phys. B* 683 (2004) 219; P. Fayet, *Phys. Rev. D* 75 (2007) 115017; Y. Mambrini, *J. Cosmol. Astropart. Phys.* 1009 (2010) 022; M. Pospelov, A. Ritz, M.B. Voloshin, *Phys. Lett. B* 662 (2008) 53.
- [3] R. Essig, P. Schuster, N. Toro, *Phys. Rev. D* 80 (2009) 015003; B. Batell, M. Pospelov, A. Ritz, *Phys. Rev. D* 79 (2009) 115008; M. Reece, L.T. Wang, *J. High Energy Phys.* 07 (2009) 051.
- [4] O. Adriani, et al., *Nature* 458 (2009) 607; P. Jean, et al., *Astron. Astrophys.* 407 (2003) L55; J. Chang, et al., *Nature* 456 (2008) 362; F. Aharonian, et al., *Phys. Rev. Lett.* 101 (2008) 261104; A.A. Abdo, et al., *Phys. Rev. Lett.* 102 (2009) 181101; R. Bernabei, et al., *Eur. Phys. J. C* 56 (2008) 333; M. Aguilar, et al., *Phys. Rev. Lett.* 110 (2013) 141102.
- [5] L. Barzè, et al., *Eur. Phys. J. C* 71 (2011) 1680.
- [6] A. Anastasi, et al., *Phys. Lett. B* 747 (2015) 365.
- [7] F. Archilli, et al., *Phys. Lett. B* 706 (2012) 251.
- [8] D. Babusci, et al., *Phys. Lett. B* 720 (2013) 111.
- [9] D. Babusci, et al., *Phys. Lett. B* 736 (2014) 459.
- [10] A. Anastasi, et al., *Phys. Lett. B* 750 (2015) 633.
- [11] A. Anastasi, et al., *Phys. Lett. B* 757 (2016) 356.
- [12] M. Pospelov, *Phys. Rev. D* 80 (2009) 095002.
- [13] A. Gallo, et al., DAFNE status report, Conf Proc. C060626 (2006) 604–606.
- [14] M. Adinolfi, et al., *Nucl. Instrum. Methods, Sect. A* 488 (2002) 51.
- [15] M. Adinolfi, et al., *Nucl. Instrum. Methods, Sect. A* 482 (2002) 364.
- [16] M. Adinolfi, et al., *Nucl. Instrum. Methods, Sect. A* 492 (2002) 134.
- [17] S. Binner, J.H. Kühn, K. Melnikov, *Phys. Lett. B* 459 (1999) 279.
- [18] A. Aloisio, et al., *Phys. Lett. B* 606 (2005) 12.
- [19] F. Ambrosino, et al., *Phys. Lett. B* 670 (2009) 285.
- [20] D. Babusci, et al., *Phys. Lett. B* 720 (2013) 336.
- [21] D. Babusci, et al., *Phys. Lett. B* 720 (2009) 336.
- [22] F. Ambrosino, et al., *Phys. Lett. B* 700 (2011) 102.
- [23] A. Anastasi, et al., *Phys. Lett. B* 767 (2017) 485.
- [24] H. Czyż, A. Grzelinska, J.H. Kühn, G. Rodrigo, *Eur. Phys. J. C* 39 (2005) 411.
- [25] G. Rodrigo, H. Czyż, J.H. Kühn, M. Szopa, *Eur. Phys. J. C* 24 (2002) 71.
- [26] H. Czyż, A. Grzelinska, J.H. Kühn, G. Rodrigo, *Eur. Phys. J. C* 27 (2003) 563.
- [27] H. Czyż, A. Grzelinska, J.H. Kühn, G. Rodrigo, *Eur. Phys. J. C* 33 (2004) 333.
- [28] F. Ambrosino, et al., *Nucl. Instrum. Methods, Sect. A* 534 (2004) 403.
- [29] G.C. Feldman, R.D. Cousins, *Phys. Rev. D* 57 (1998) 3873.
- [30] S. Actis, et al., *Eur. Phys. J. C* 66 (2010) 585.
- [31] J.P. Lees, et al., *Phys. Rev. Lett.* 113 (2014) 201801.
- [32] J.R. Batley, et al., *Phys. Lett. B* 746 (2015) 178.
- [33] R. Aaij, et al., *Phys. Rev. Lett.* 120 (2018) 061801.
- [34] H. Merkel, et al., *Phys. Rev. Lett.* 112 (2014) 221802.
- [35] S. Abrahamyan, et al., *Phys. Rev. Lett.* 107 (2011) 191804.
- [36] P. Adlarson, et al., *Phys. Lett. B* 726 (2013) 187.
- [37] G. Agakishiev, et al., *Phys. Lett. B* 731 (2014) 265.