

Resistive Plate Chambers working at high rate

M. Abbrescia^a, C.Bacci^b, C.Bencze^c, P.Camarri^e, R.Cardarelli^d, F.Ceradini^b, G.Ciapetti^e, A.Di Ciaccio^d, G. Iaselli^a, F.Lacava^e, V. Makeev^f, A. Nisati^e, E.Petrolo^e, L.Pontecorvo^e, E.Rademacher^c, R.Santonico^d, C.Seez^c, S.Veneziano^c, M. Verzocchi^e, V.G. Zaets^f, L. Zanello^e and G. Zito^a.

^a Dipartimento di Fisica dell'Università di Bari and INFN - Sezione di Bari - Italy

^b Dipartimento di Fisica della Terza Università di Roma and INFN - Sezione di Roma I - Italy

^c CERN, Geneva, Switzerland

^d Dipartimento di Fisica dell'Università di Roma "Tor Vergata" and INFN - Sezione di Roma II - Italy

^e Dipartimento di Fisica dell'Università di Roma "La Sapienza" and INFN - Sezione di Roma I - Italy

^f IHEP, Protvino, Russia.

presented by A. Di Ciaccio

Resistive Plate Chambers operating at low gas amplification have been tested in the RD5 experiment at CERN on a high intensity pion beam together with a 14 mCi ⁶⁰Co source to give an uniform photon background, simulating conditions close to those expected for an LHC muon detector.

1. Introduction

The Resistive Plate Chambers were used for a long time in low rate experiments at a gas gain around 10^8 [1]. In this operating mode the charge of the signals induced on the pick-up strips is around 100 pC and limits the maximum rate at which the detector can be efficiently operated at values around 100 Hz/cm² [2].

The RPCs have been proposed [3] for the construction of large area μ trigger for the ATLAS and CMS detectors at LHC thanks to their space-time resolution and low cost. Recent Montecarlo calculations [4] have shown that the secondary interactions of high energy particles with the detectors and accelerator elements gives a severe source of radiation background. An improvement in the RPCs rate capability was required to safely operate RPCs at LHC.

In a previous paper [5] it has already been pointed out that a lower gas amplification ($10^6 + 10^7$) together with a frontend electronics with high amplification and bandwidth increases the rate capability of the detector. These ideas have been confirmed by several measurements [6].

In this paper we presents further results concerning RPC working at low gas gain. The chambers were simultaneously irradiated with high intensity pion beams and with a 14 mCi ⁶⁰Co source which insured an uniform photon background.

2. Experimental lay-out

The RPCs tested are three single gap chambers, with double read-out as shown in fig.1. They are built with bakelite plate of volume resistivity about $0.5 \times 10^{11} \Omega \text{ cm}$, dimension 50x50 cm² and thickness 2 mm.

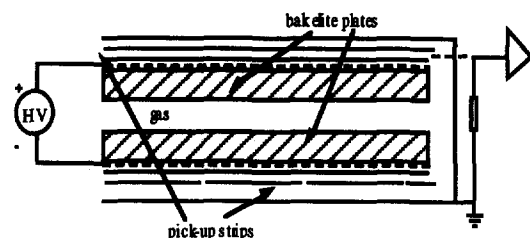


Figure 1. Double sided strip readout RPC.

The signals are read out by 40 pick-up strips, 10 mm wide, with a 12 mm pitch. The strips are terminated at both ends with 50Ω resistors. The frontend electronics was conceived to read out the signals in the low gas amplification working mode and consists of a voltage amplifier of bandwidth 500 MHz and amplification about 400 for the first chamber and 100 for the others. Only twelve strips in the centre of the chamber were connected to the preamplifiers. The amplified signals were sent to the counting room through 50Ω RG58 coaxial cables connected to 100 MHz discriminators with the threshold set at 40 mV and the output signal shaped at 20 ns. The coincidence between the OR of the strips and the signal of the RD5 beam scintillators was used to measure the detector efficiency. The time resolution was measured with 0.5 ns resolution TDC using the RD5 trigger scintillators as a common start and the signal from the strips as independent stop signals.

The chambers were placed immediately upstream of the RD5 experimental area. The RD5 set-up is situated on the H2 beam of the CERN SPS North Area and has been extensively described elsewhere [7]. A 14 mCi ^{60}Co source was placed in front of the set-up on aside of the beam line, at a distance of about 65 cm from the first chamber, as shown in fig.2. A set of scintillator counters were used as trigger system. The pion beam was defined by a coincidences of three scintillators S1, S5, S4 of dimension 15×15 , 10×15 and $2 \times 2 \text{ cm}^2$ respectively. The beam profile was measured with two multiwire chambers U1 and U3 with 2 mm wire spacing.

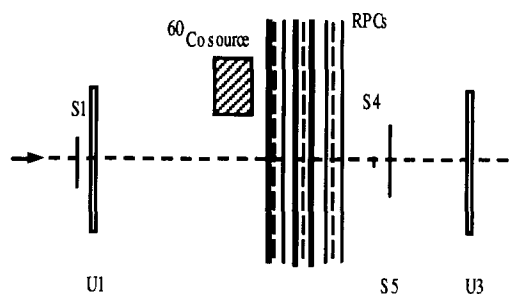


Figure 2. The RPCs experimental set-up.

3. Experimental results

The results presented here refer to RD5 runs taken in august 1994 with high intensity pion beams. They concerne only the chamber equipped with the higher frontend amplification. A gas mixture of butane and freon CF3Br in various percentage (from 50 % to 85% freon) was used.

The behavior of the RPC efficiency as a function of the high voltage is presented in fig.3, at different beam fluxes and for a gas mixture of 60% freon and 40% butane. The plateau efficiency is reached at higher voltages for higher rate since there is need to compensate for the reduction of the electric field in the gas due to the charge flowing through the resistive plates.

The rate capability of the chamber is shown in fig.4. The detector was filled with a mixture of 85% freon and 15% butane. Up to 1 KHz/cm^2 the efficiency is about 97%, then starts to decrease and at 10 KHz/cm^2 it drops to 65%. The quoted beam fluxes are average value measured with the multiwire chambers inside the beam spot and do not include the counting rate induced by Cobalt source. This rate at the beam spot position was about 150 Hz/cm^2 , being the RPC sensitivity to low energy photons $\sim 10^{-2}$ [8].

In fig.5 we present the time resolution as a function of the beam flux. The time resolution, defined as the RMS width of a gaussian fit to the time distribution, is 1.1 ns up to a beam flux of 1 KHz/cm^2 , then starts to degrade and it is 2 ns at a beam flux of 10 KHz/cm^2 . The quoted resolutions include the substantial contribution of 0.9 ns due to the trigger scintillator jitter [2].

The distributions of the time delay of the chamber signals respect to the beam trigger scintillators versus the beam flux is presented in fig.6. The delay increase only of 1 ns when the flux ranges between 0.4 and 1 KHz/cm^2 , a considerable improvement respect to the high gas gain operation mode.

The total charge collected on the pick-up strips is shown in fig.7 for a gas mixture 60%

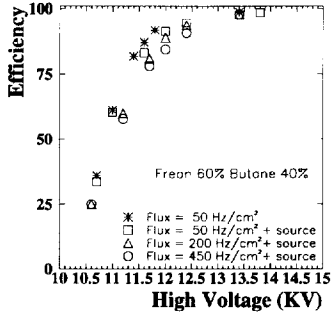


Figure 3: RPC efficiency versus HV

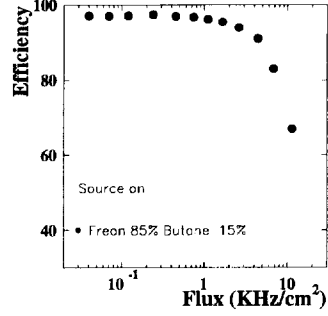


Figure 4: RPC efficiency versus flux

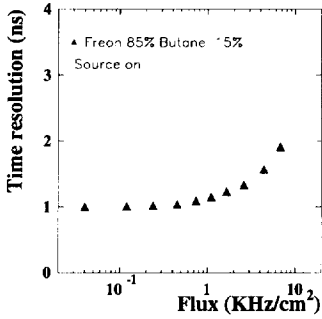


Figure 5: Time resolution versus flux

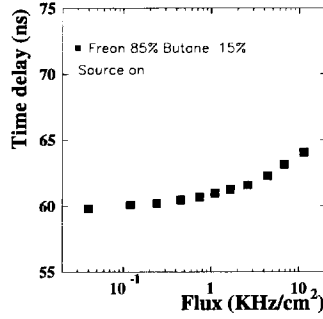


Figure 6: Time delay versus flux

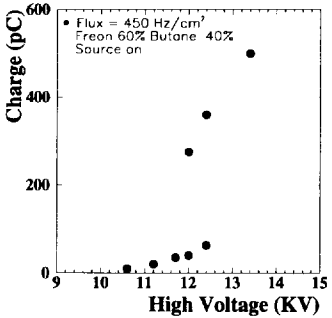


Figure 7: ADC total charge versus HV

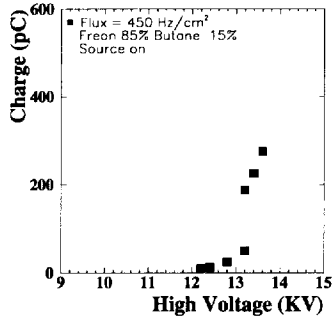


Figure 8: ADC total charge versus HV

freon, 40% butane and in fig. 8 for 85% freon and 15% butane. The beam flux was 450 Hz/cm^2 . A strip was contributing to the sum only if its charge was greater than three times the RMS of its pedestal. Taking into account the frontend amplification we have estimated the input charge. At the operating voltage giving fully efficiency it is about 1 pC for the mixture 60% freon, 40% butane and 0.5 pC for 85% freon and 15% butane.

3. Conclusions

We have tested RPCs chambers with double sided strip read-out operating at low gas gain, under a continuous and uniform irradiation of a photon source simulating LHC background conditions.

We have measured a rate capability (97% efficiency at 1 KHz/cm^2) and a time resolution (1.1ns up to a beam flux of 1 KHz/cm^2) largely adequate to the LHC background conditions.

The total charge seen by the detector is about 0.5 pC for a gas mixture 85% freon and 15% butane and becomes higher for higher freon content. We believe that this results show that RPCs are fully adequate for the muon trigger scheme of the ATLAS and CMS Technical proposals [9].

References

- [1] R.Santonico and R.Cardarelli: Nucl.Instr.& Meth 187 (1981) 377;R.Cardarelli et al.: Nucl.Instr.& Meth A263 (1988) 20.
- [2] M.Andlinger et al.(RD5 Collaboration): "Study of Resistive Plate Chambers for muon detection at hadron collider", NIM A 340 (1994) 370; M.Andlinger et al.: "Measurements of the efficiency and time resolution of double gap Resistive Plate Chambers ", Nucl.Instr.& Meth A345 (1994) 474.
- [3] F.Ceradini et al.: Proceeding of the Large Hadron Collider workshop, CERN/90-10, ECFA/90-133, eds. G.Jarlskog and D.Rein, vol.III, pag 99; R. Santonico: Proceedings of the Large Hadron Collider Workshop, CERN/90-10,ECFA/90-133,edsG.Jarlskog and D.Rein, vol.III, pag 838.
- [4] A.Ferrari: ATLAS Technical Note GEN-010.
- [5] R.Cardarelli, A.Di Ciaccio and R.Santonico: Nucl.Instr.& Meth A333 (1993) 399.
- [6] R.Cardarelli (RD5 Collaboration): Proceedings of the Workshop on Resistive Plate Chambers in particle Physics and Astrophysics,ed. S.Ratti, G.Ciapetti, and R. Santonico, Scientifica Acta 8(1993),pag.154;C.Bacci et al.:"Test of a Resistive Plate Chamber operating at low gas amplification at high intensity beams", Nucl.Instr.& Meth A352 (1995) 552.
- [7] M.Aalste et al.:"Measurement of hadron shower punchthrough in iron at the CERN SPS",Z. Phys. C 60(1993)1 10; H.Faissner et al: "Status Report of the RD5 experiment",CERN/DRDC/93-49.
- [8] L. Acitelli et al.:"Study of the efficiency and time resolution of a RPC irradiated with photons and neutrons", Nota interna n 1039, Dip. di fisica dell' Universita di Roma, 15 luglio 1994.
- [9] ATLAS,Technical Proposal,CERN/LHCC /94-43,LHCC/P2,15.12.1994;CMS, Technical Proposal, CERN/LHCC/94-38,LHCC/P1, 15.12.1994.